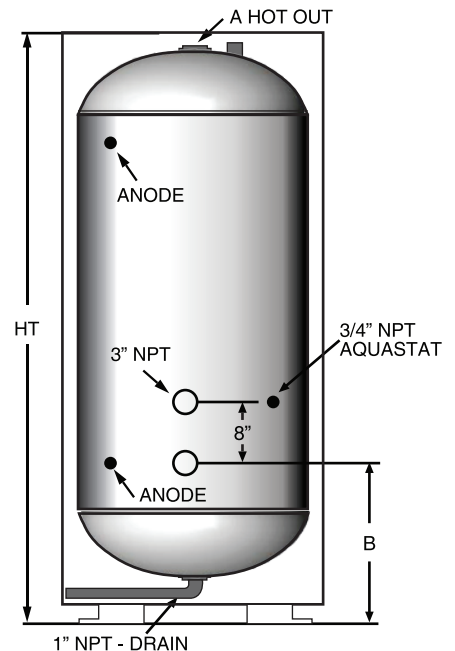
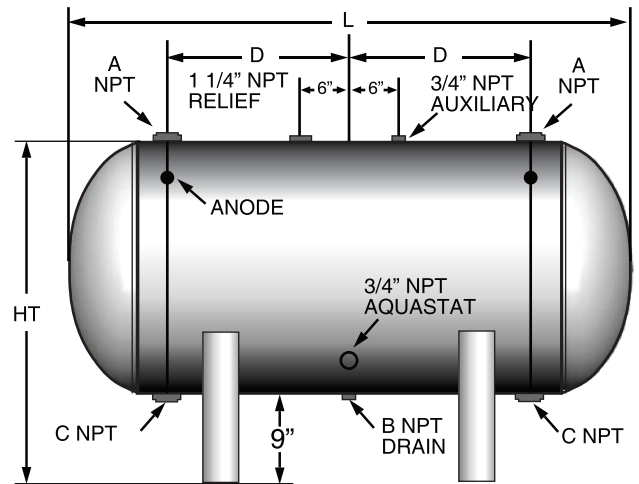


Glass Lined-Jacketed and Insulated Water Storage Vessels

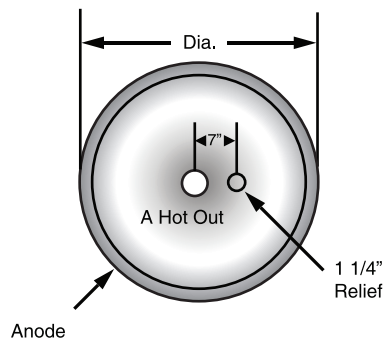
Features:

- Designed for storage of water up to 180° F (82° C)
- All tanks are constructed and certified in accordance with ASME IV, Part HLW for 125 PSI (862 kPa)
- Heavy gauge steel jacket
- Glass lining - provides a tough wear resistant lining which minimizes the effects of high temperature hot water
- Magnesium anode rod for protection and longer service life
- Two 3/4" Aquastat NPT Fittings located in the lower and upper part of the tank
- High density foam insulation - 2" reduces the heat loss - 12.5 R Value
- Five year limited warranty on the steel tank
- Ten year limited warranty on double glass lined steel tank. Double glass lining is not an inventory item, built upon request



Optional Features:

- Painted Exterior, Epoxy Coatings
- Epoxy lining
- Double glass coating
- Manway
- Hand hole
- Saddles



Dimensions are subject to change without notice, Please confirm actual dimensions with factory at time of order.

JOB NAME _____
LOCATION _____

CONTRACTOR _____
CONTRACTOR P.O. NO. _____

ITEMS	QUANTITY
_____	_____
_____	_____
_____	_____
_____	_____
_____	_____
_____	_____

Dimensions

PART NUMBER	NOMINAL GALLON CAPACITY	ACTUAL GALLON CAPACITY	VERTICAL HEIGHT (IN)	HORIZONTAL HEIGHT (IN)	L (IN)	D (IN)	BASE CLR. E (IN)	H (IN)	DIA. (IN)	TAPPING A (IN)	TAPPING B (IN)	TAPPING C (IN)	WEIGHT @125#
JS-30-063-[]	193	175	71	41	67	18	2	19.5	34	2.5	1	3	548
JS-30-075-[]	229	210	83	41	79	24	2	19.5	34	2.5	1	3	613
JS-30-085-[]	260	240	93	41	89	29	2	19.5	34	2.5	1	3	700
JS-30-099-[]	303	280	107	41	103	36	2	19.5	34	2.5	1	3	673
JS-30-111-[]	340	320	119	41	115	42	2	19.5	34	2.5	1	3	730
JS-36-072-[]	318	285	80	47	76	21	2	21	40	2.5	1	3	714
JS-36-078-[]	344	310	86	47	82	24	2	21	40	2.5	1	3	782
JS-36-085-[]	375	340	93	47	89	27.5	2	21	40	2.5	1	3	845
JS-36-090-[]	397	360	98	47	94	30	2	21	40	2.5	1	3	894
JS-36-102-[]	449	415	110	47	106	36	2	21	40	2.5	1	3	982
JS-36-114-[]	502	465	122	47	118	42	2	21	40	2.5	1	3	1,106
JS-36-126-[]	555	515	134	47	130	48	2	21	40	2.5	1	3	1,194
JS-42-081-[]	486	435	89	53	85	24	2	22.5	46	3	1	3	1,024
JS-42-084-[]	504	453	92	53	88	25.5	2	22.5	46	3	1	3	1,074
JS-42-093-[]	558	505	101	53	97	30	2	22.5	46	3	1	3	1,168
JS-42-105-[]	630	575	113	53	109	36	2	22.5	46	3	1	3	1,292
JS-42-117-[]	702	645	125	53	121	42	2	22.5	46	3	1	3	1,392
JS-42-129-[]	774	720	137	53	133	48	2	22.5	46	3	1	3	1,498
JS-42-139-[]	846	790	147	53	143	53	2	22.5	46	3	1	3	1,587
JS-48-073-[]	572	500	81	59	77	18.5	2	24	52	3	1	3	1,381
JS-48-084-[]	658	580	92	59	88	24	2	24	52	3	1	3	1,539
JS-48-096-[]	752	675	104	59	100	30	2	24	52	3	1	3	1,653
JS-48-108-[]	846	765	116	59	112	36	2	24	52	3	1	3	1,803
JS-48-120-[]	940	840	128	59	124	42	2	24	52	3	1	3	1,947
JS-48-141-[]	1,128	1,040	149	59	145	52.5	2	24	52	3	1	3	2,216

Add suffix on model number to indicate options:

Epoxy lining-EX; Double glass coating-DG (not available below 240 gallons); Manway-MW; Hand hole-HH; Lifting Lugs - LL; Saddles-SD; Stainless Steel Construction-SS; 150 PSI-5

W-H0196 TEST = 7.0 - 8.0 MG/IN2:

The W-H-196 Test is required for water heaters sold to the U.S Government. The test consists of exposing the enamel to a boiling (212°F) 4/10% solution of Sodium Bicarbonate for eight (8), eighteen (18) hour cycles. Maximum weight loss after eight cycle is not to exceed 15 mg/in2.

PEI T-21 Spot Acid Test = Class A:

PEI T-21 Spot Acid Test is used to determine enamel resistance to acids. The test area is examined for visible effects on the enamel and is graded from Class AA (no sign of etching) to Class D (etched surface).

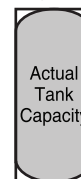
Impact resistance = Class 4 to 5

The Impact Resistance Test is used to determine the adhesive qualities of enamel to the substrate. The enamel is graded from Class 1 (worst) to Class 5 (best), fractured glass adhering solidly to the impact area. Class 3 is acceptable.

Hi-Pot Test Less than 20

The HYPO Test is a measurement of the continuity of the glass coating (Spark Test). Fifty (50) breakthroughs or fewer are the usual specification for HWT's.

*Normal gallon capacity is listed for comparison purposes. Nominal gallon capacity refers to a hypothetical measurement in a case where overall tank length remains the same but instead of an elliptical head and base, the gallons are calculated as if it was built with flat heads and base. - See diagram.



*Nominal capacity includes the white area in addition to actual tank capacity.